

CASE HISTORY

Indoor Medicinal Marijuana Cultivation

\$33.95 Product Dollars Returned per Nutrient Enhancer Dollar

Performance Proof

The Cultivation Manager of one of the largest medicinal marijuana greenhouses in the U.S. was introduced to the GreenSafe™ Plant Amendment at a trade show. He conducted a short evaluation watering plants in the flowering stage using Plant Amendment. Results were so good the decision was made to purchase product sufficient to conduct an evaluation over an entire 8-week growing cycle.

Evaluation Design

Cuttings were made from the same mother plant sufficient to have ninety test plants and ninety control plants. For details see Table 2 – Evaluation Facts.

Qualitative Analysis

The Cultivation Manager reported:

- ☉ Test plants show significantly more vigorous growth throughout the veg and flower phases, stronger more woody stalks, and far more node sites.
- ☉ Test plants yielded significantly more overall weight due to a greater number of node sites.
- ☉ Increased vigor and growth rate for the treated plants resulted in increased yields and overall THC level.

Quantitative Analysis

- ☉ Trimmed Flower Total Yield >444%
- ☉ Cannabinoids Increased >34%
- ☉ Vegetative Stage was Reduced from 8-Weeks to 7-Weeks for a >14% Production Rate.
- ☉ Fertilizer was reduced 33% for the GreenSafe™ Plant Amendment plants.

End of Evaluation Report

The Cultivation Manager said, “In my half decade of cannabis cultivating, I have never seen an additive or product of any type give me yields increased, growth rate and THC levels the way GreenSafe™ has. After running trials on multiple strains, I have seen a 300% increase in yields, seven days less veg time in the nursery, and at least a 5% increase in THC scores across the board. My GreenSafe™ plants are twice the height and have at least twice the node sites of all control plants, not to mention the insane color, smell, and density improvements. On top of that, I am saving 33% in my nutrient costs. I would highly recommend GreenSafe™ Plant Amendment to anyone looking to step up the quality and productivity of their cannabis operation. I’m a believer, try it, and you will be too.”

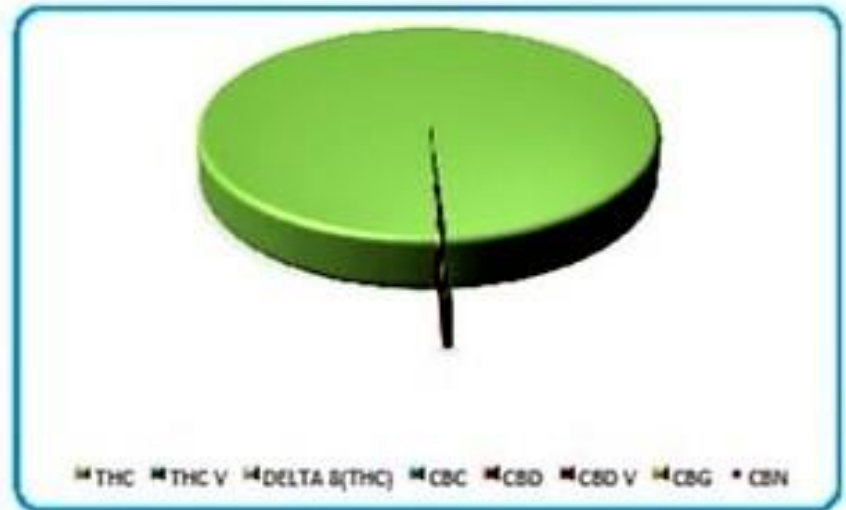
Greenhouse Cannabis Evaluation

Product	Plant Amendment (PA)
4.0	ml per gallon treat rate
Daily	Application Frequency
Type	Root Drench
\$220.00	Product Cost/Gal. - 1-Gal. Bottle Price
\$0.10	Daily Application Cost
\$10.50	Labor Cost/Hr.
\$12.67	Total Cost/Application
\$912.24	Total Evaluation Cost
1-Aug-17	Start
17-Oct-17	End
23-Nov-17	Analysis Date
90	Test Plants
90	Control Plants
24	High Temp - °C
19	High Temp - °C
75%	High RH (Relative Humidity)
50%	High RH
6625	PA gm Total Yield
1693	PA gm Trim Loss/Preroll
66	Plant Amendment gm Sift Loss
4866	PA gm Trimmed Flower Total Yield
1610	Control gm Total Yield
391	Control gm Trim Loss/Preroll
124	Control gm Soft Loss
1095	Control gm Trimmed Flower Total Yield
16.50%	PA THC (165.0 mg/g)
0.01%	PA THC V (.1 mg/g)
0.02%	PA DELTA 8 _(THC) (.2 mg/g)
0.16%	PA CBD (1.6 mg/g)
0.02%	PA CBD (.2 mg/g)
0.00%	PA CBD V (.0 mg/g)
0.03%	PA CBG (.0 mg/g)
0.01%	PA CBN (.1 mg/g)
16.75%	PA Total Cannabinoids (167.5 mg/g)
9.00%	PA Plants Moisture Analysis
Mold	Not Detected
Pest	Not Detected
12.44%	Control THC (124.4 mg/g)
0.03%	Control THC V (.3 mg/g)
0.00%	Control DELTA 8 _(THC) (.0 mg/g)
0.00%	Control CBC (.0 mg/g)
0.02%	Control CBD (.2 mg/g)
0.00%	Control CBD V (.0 mg/g)
0.01%	Control CBG (.1 mg/g)
0.00%	Control CBN (.0 mg/g)
12.50%	Control Total Cannabinoids (125.0 mg/g)
9.00%	Control Plants Moisture Analysis
Pest	Not Detected
171.6	oz. Trimmed Total Flower Yield - PA
38.6	oz. Trimmed Total Flower Yield - Control Plants
133.0	Added ounces from PA plants.
\$232.84	\$/oz. Medium Quality (Source - Hyperlink Below)
\$30,963.06	Dollar value of added oz. from PA treated plants.
\$912.24	Total cost of evaluation PA
\$33.94	\$\$ value per dollar of PA cost.

Control Plants

PHYTO CANNABINOID PROFILE

THC	12.44%	124.4 mg/L
THC V	0.03%	0.30 mg/L
DELTA 8 _(THC)	0.00%	0.0 mg/L
CBC	0.00%	0.0 mg/L
CBD	0.02%	0.2 mg/L
CBD V	0.00%	0.0 mg/L
CBG	0.01%	0.1 mg/L
CBN	0.00%	0.0 mg/L
TOTAL ACTIVE CANNABINOIDS	12.50%	125.0 mg/L
CBD:THC ratio	0.0	:1



MOISTURE ANALYSIS

9%

MICROSCOPIC INSPECTION

MOLD **NOT DETECTED**

PEST **NOT DETECTED**

MICROBIAL TEST-CULTURE

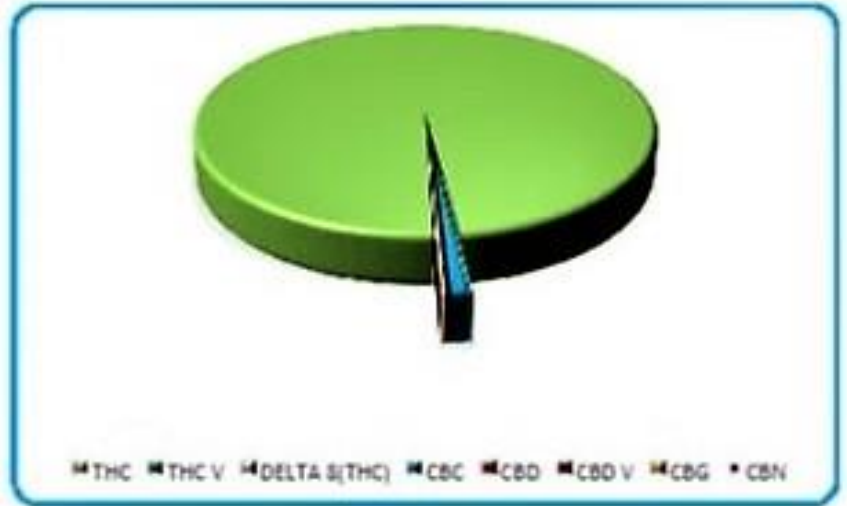
NOT TESTED



Treated Plants

PHYTO CANNABINOID PROFILE

THC	16.50%	165.0 mg/L
THC V	0.01%	0.10 mg/L
DELTA 9(THC)	0.02%	0.2 mg/L
CBC	0.16%	1.6 mg/L
CBD	0.02%	0.2 mg/L
CBD V	0.00%	0.0 mg/L
CBG	0.03%	0.3 mg/L
CBN	0.01%	0.1 mg/L
TOTAL ACTIVE CANNABINOIDS	16.75%	167.5 mg/L
CBD:THC RATIO	0.0	1:1



MOISTURE ANALYSIS

9%

MICROSCOPIC INSPECTION

MOLD **NOT DETECTED**

PEST **NOT DETECTED**

MICROBIAL TEST-CULTURE

NOT TESTED



Performance Proof Test Results

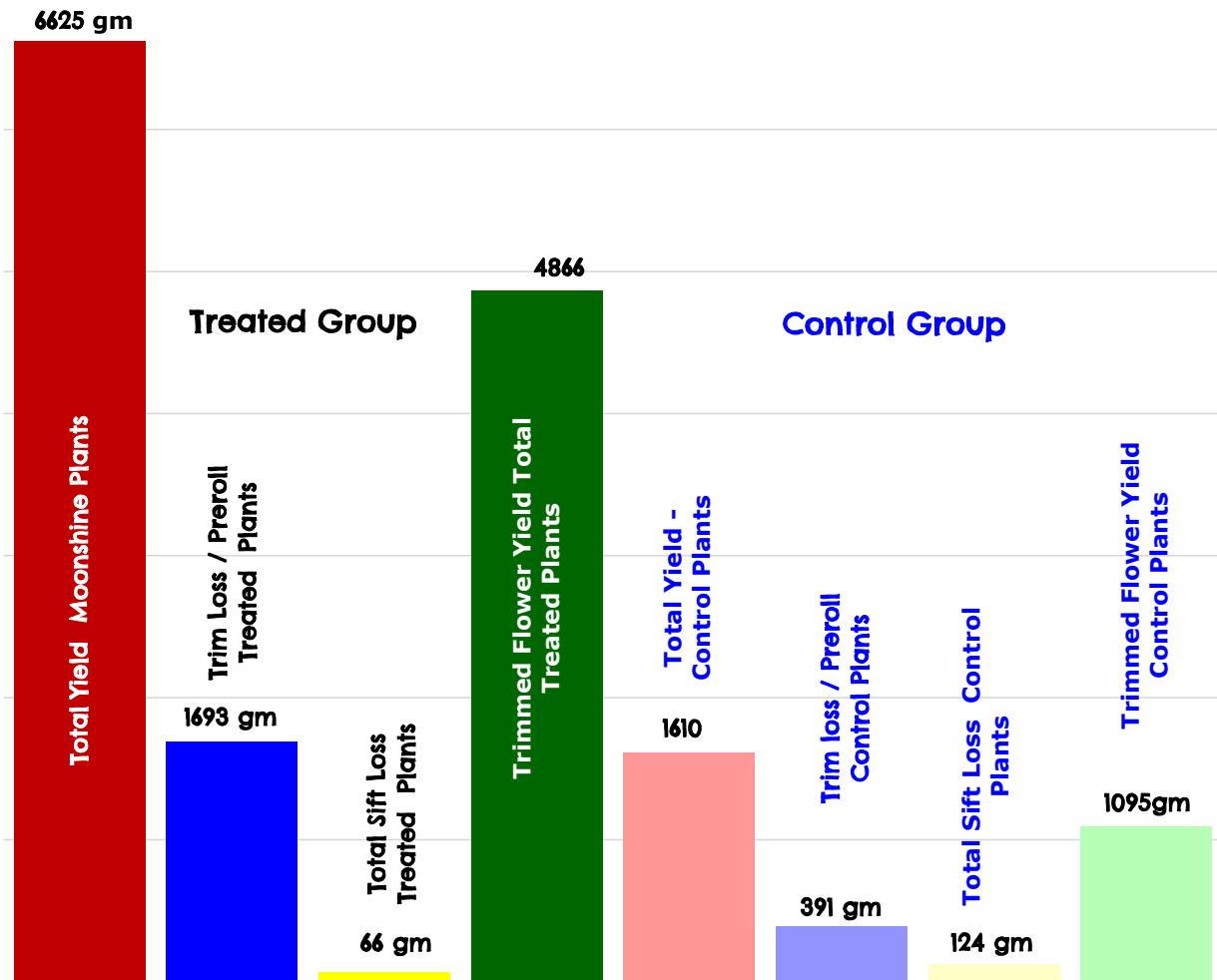


Table Data

Treated Plants Total Yield	6625	1610	Control Total Yield
Treated Plants Trim Loss / Preroll	1693	391	Control Trim Loss / Preroll
Treated Plants Sift Loss	66	124	Control Sift Loss
Treated Trimmed Flower Total Yield	4866	1095	Control Trimmed Flower Total Yield

Table 1 - Increased Yield

Treated Plants Total Yield	6625
Treated Plants Trim Loss / Preroll	1693
Treated Plants Sift Loss	66
Treated Trimmed Flower Total Yield	4866
Control Total Yield	1610
Control Trim Loss / Preroll	391
Control Sift Loss	124
Control Trimmed Flower Total Yield	1095
Yield Multiple	4.4

Table 2 - Improved Quality

	Treated	Control
THC	16.50%	12.44%
THC V	0.01%	0.03%
DELTA 8	0.02%	0.00%
CBC	0.16%	0.00%
CBD	0.02%	0.02%
CBD V	0.00%	0.00%
CBG	0.03%	0.01%
CBN	0.01%	0.00%
Tot. Active	16.75%	12.50%

Notes: (1) Moisture Analysis: 9% (2) Mold: Not Detected (3) Pest: Not Detected (4) Strain: Cheesecake (5) Sample Type: Flower (6) Cannabinoid (mg/g)