



**CIMR**TECH  
Continuous Infectious Microbial Reduction

# CIMR<sup>®</sup> CLOUD



## EQUIPMENT MANUAL

Active Air and Surface Pathogen Scavenging Technology



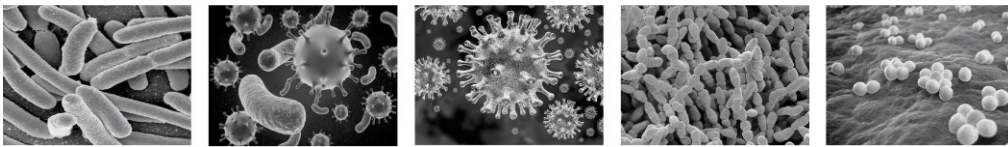
<b>CONTENTS</b>	<b>PAGE</b>
<b>SECTION 1</b>	<b>3</b>
HOW CAN...	3
CIMR®'S CAPABILITIES	3
CIMR®'S CREDENTIALS	4
CIMR®'S COMPLIANCE	4
CIMR®'S CUSTOMERS	5
<b>SECTION 2</b>	<b>5</b>
DESCRIPTION AND TYPE	5
FACILITIES AND APPLICATIONS	5
ABOUT THE UNIT	6
IMPORTANT SAFETY INSTRUCTIONS	6
DIMENSIONS	7
SPECIFICATIONS	7
INSTALLATION	10
SERVICE AND MAINTENANCE	10
WARRANTY	11

**CONTINUOUS INFECTIOUS MICROBIAL REDUCTION (CIMR®)**  
**Active Air and Surface Pathogen Scavenging Technology**  
**A Unique and Proprietary Solution**

**SECTION 1**

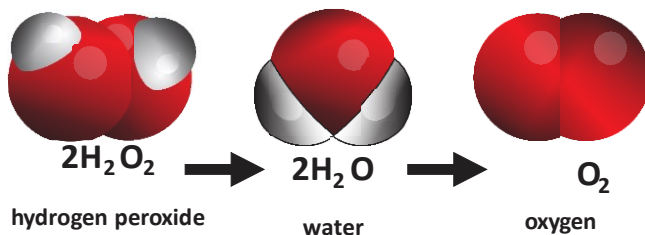
**HOW CAN...**

- People safely occupy shared indoor air spaces?
- Indoor air and surfaces be sanitized effectively to ensure a healthy environment?
- We combat and eliminate the transmission and spreading of pathogens (viruses, bacteria, fungi, and molds).
- We be protected from future variations and mutations 24/7/365.



**CIMR®'S CAPABILITIES**

- CIMR®'s Air Infusion Technology is designed specifically to kill airborne and surface pathogens.
- CIMR® is an ultra-low level, safe and effective Hydrogen Peroxide-based air and surface disinfectant system that produces zero ozone.
- Hydrogen Peroxide (water and oxygen) actively targets and deactivates both aerosolized and surface pathogens in enclosed spaces.
- CIMR® produces 0.02 ppm (parts per million) of Hydrogen Peroxide at 1/50th of OSHA (Occupational Safety and Health and Administration) limits.



- CIMR® continuously purifies the air much faster than other systems and chemicals.
- CIMR® is military-grade technology and scientifically proven through numerous independent tests.
- CIMR® eliminates up to 99.9% pathogens.
- Similar levels of Hydrogen Peroxide are present in the outside air.

## CIMR<sup>®</sup>'S CREDENTIALS

- CIMR<sup>®</sup> was developed in 2004 by Alton Holt while working with the US Army Corps of Engineers, US Army and US Navy.
- CIMR<sup>®</sup>-TECH, a division of HI-TECH, is the only designer, developer, and supplier of CIMR<sup>®</sup> Technology, equipment and programs.
- HI-TECH provides customized engineering design systems and services based on decades of experience, independent testing and scientific reviews.
- Hundreds of military facilities have been and are using CIMR<sup>®</sup> with thousands of units installed worldwide.
- CIMR<sup>®</sup> was tested, in accordance with national and international standards as required by regulatory authorities.
- CIMR<sup>®</sup> is registered, and verified by accredited, independent authorities, and scientific labs.



## CIMR<sup>®</sup>'S COMPLIANCE

- CIMR<sup>®</sup> was independently tested, is safe and has no adverse effects on metal, wood, fabric, and electronic equipment.
- CIMR<sup>®</sup> is FDA (Food Drug Administration) compliant.
- CIMR<sup>®</sup> carries the CARB (California Air Resources Board) certifying ZERO ozone emissions.



- CIMR<sup>®</sup> meets and exceeds EPA (Environmental Protection Agency), OSHA (Occupational Safety and Health Administration), CDC (Center for Disease Control) and the WHO (World Health Organization) Regulations in Air and Surface Disinfection standards.
- CIMR<sup>®</sup> technology and equipment has achieved various certifications, registrations, compliance seals, and stamps of approval.





## CIMR®'S CUSTOMERS

- The United States Military, US Army Corps of Engineers, FEMA (Federal Emergency Management Agency),
- State and County facilities, United State Department of Homeland Security, and National Historical Society.
- Universities, schools and colleges such as Lamar University, Beaumont, Texas, Texas Educational Systems and Houston Baptist University.
- Hospitals, clinics, doctor's offices and senior care homes.
- Entertainment venues, corporate offices, oil and gas drilling, hotel and leisure facilities.
- Shelters, food production and processing facilities, places of worship, churches and homes.

## SECTION 2

### DESCRIPTION AND TYPE

- The CIMR® Cloud uses UV light and our proprietary photocatalytic process to remove harmful contaminants from the indoor environment.
- The CIMR® unit is designed for commercial and industrial use.
- Contains its own fan system for improved circulation.
- Ideally suited for in-ceiling use as a stand-alone system.
- Fits into a standard size ceiling tile (2ft x 2ft/61 x 61 cm).
- Can be easily installed to provide air and surface sanitization.
- Discreet installation.
- Low maintenance.

### FACILITIES AND APPLICATIONS

Due to its compact size it is ideal for sites that are unable to install ductwork/air conditioning, systems such as:

- Health care facilities and nursing homes.
- Educational institutions and dorms.
- Airports and dorms.
- Arenas, theaters, and auditoriums.
- Conference and exhibition venues.
- Government and commercial office buildings.

## ABOUT THE UNIT



### WARNING!

- Please read this manual carefully for the proper procedures and operation.
- When using an electrical appliance the basic precautions should always be taken.

## IMPORTANT SAFETY INSTRUCTIONS

To reduce the risk of fire, electrical shock, or injury to people, observe the following:

- Use the CIMR® unit only in the manner intended by the manufacturer.
- Do not attempt to repair and/or adjust any of the electrical or mechanical functions.
- Contact your CIMR® distributor for service information.
- Do not use this fan with any solid-state speed control.
- Do not use the CIMR® unit outdoors or on wet surfaces.
- Do not allow it to be used as a toy.
- Do not allow children around the CIMR® unit.
- Do not handle the CIMR® unit with wet hands.
- Do not cover the CIMR® unit with a wet blanket, towel or cloth.
- Do not allow foreign objects to enter the ventilation openings.
- Keep hair, clothing, fingers, and all parts of body away from the ventilation openings.
- To reduce the risk of electric shock, do not expose the CIMR® unit to water or rain.
- If you have any questions, contact your CIMR® distributor.



### WARNING!



UV Light in operation



- Before servicing or cleaning the CIMR® unit, switch the power off at the service panel and lock the service connector to prevent the power from being switched on accidentally.
- When the service disconnecter cannot be locked, securely fasten a prominent warning device, such as a tag, to the service panel.

Reduce the risk of fire, electric shock, or injury to persons by observing the following:

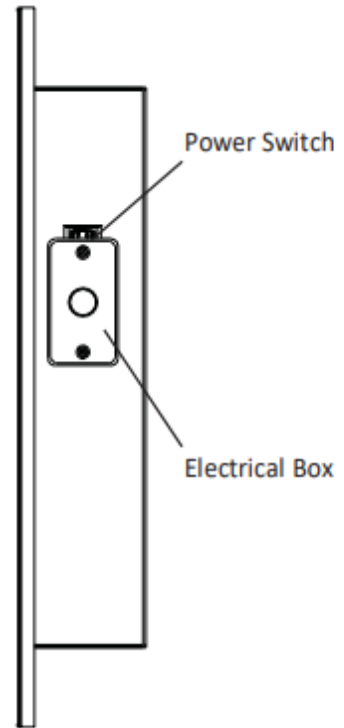
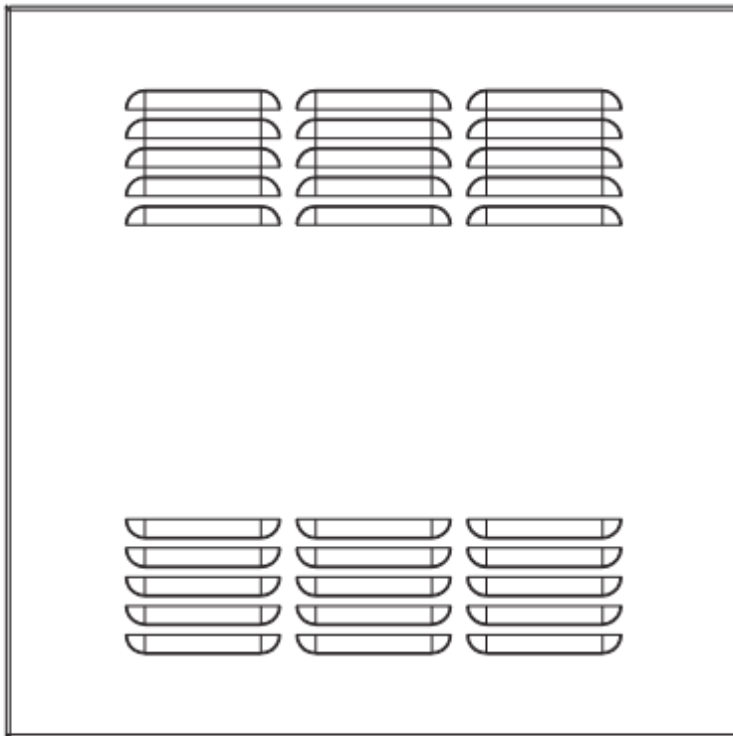
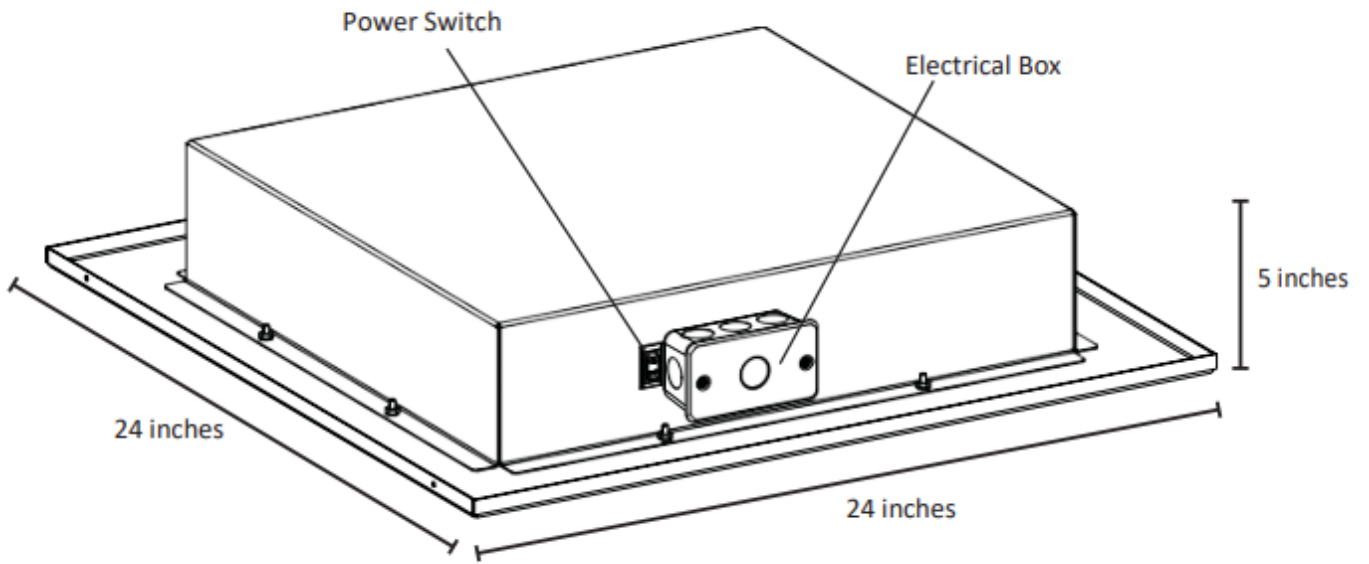
- Installation work and electrical wiring must be done by qualified person(s) in accordance with all applicable codes and standards, including fire-rated construction.
- When cutting or drilling into the wall or ceiling, do not damage the electrical wiring and other hidden utilities.

#### **DIMENSIONS:**

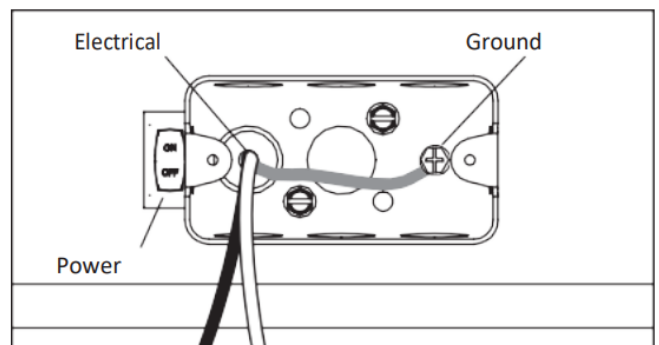
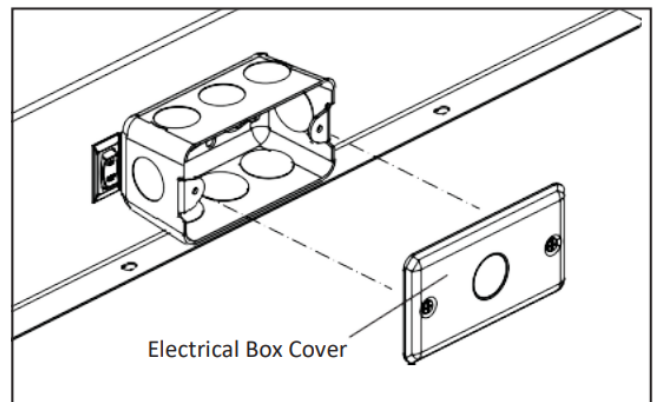
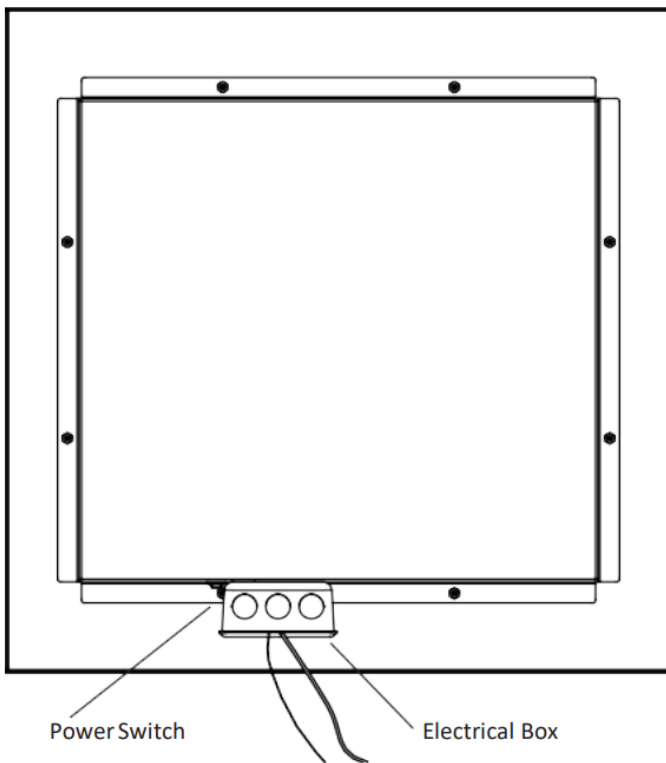
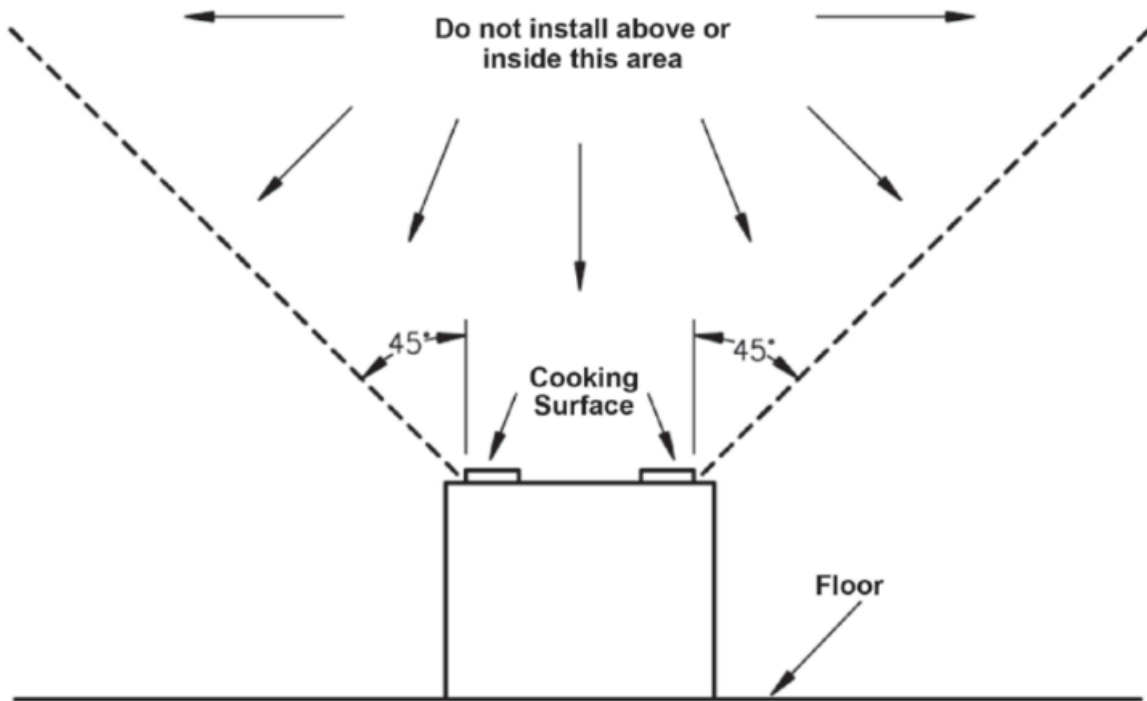
Unit:	24 W x 24 W x 4.5 H inches 61 W x 61 W x 12.7 H cm
Boxed:	28.75 x 28.75 x 5.5 inches 73.03 x 73.03 x 13.97 cm
Weight:	20 lbs./9.07 kg

#### **SPECIFICATIONS:**

Electrical:	120V, 60Hz, 0.75A/220-240V/50HZ, .3A
Mechanical:	1 x Fan 1 x 14 inch/35.56 cm CIMR® cell 1 x UV light
Power usage:	37 Watts
Coverage:	2,000 square foot/186 square meters
Please note:	Square foot/meters capacity and sizing is based on 8 - 10 foot/2.44 – 3.05 meters ceiling heights.







## INSTALLATION

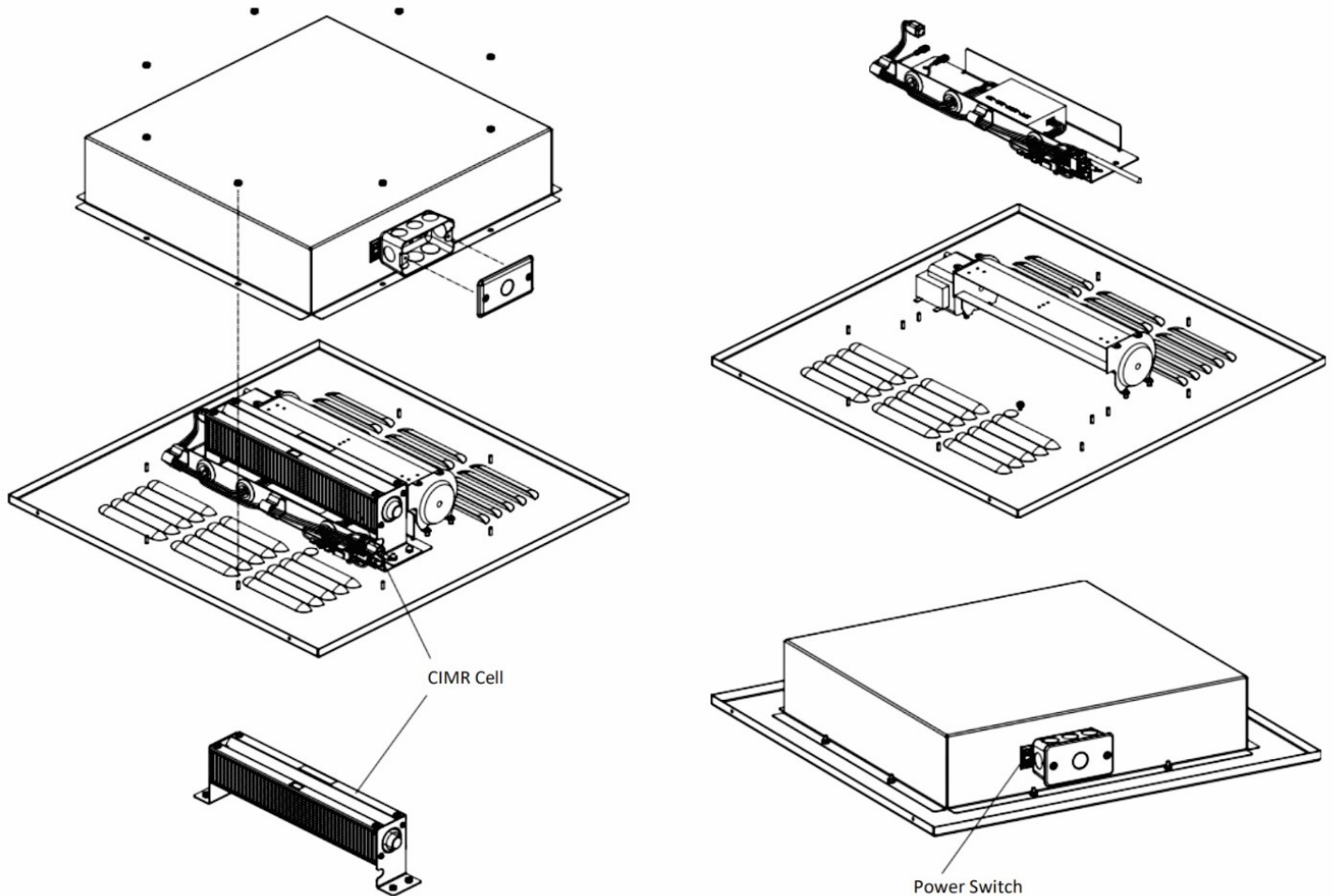
- The CIMR® Cloud is designed to be mounted in the space of a standard 2 x 2 feet/60 x 60 centimeter ceiling tile.
- The CIMR® unit must not be installed in a ceiling thermally insulated to a value greater than R40 (resistance to heat flow value).
- The CIMR® unit is not a cook surface ventilator.
- Do not install the CIMR® unit above or adjacent to a cooking surface.
- Grease from a cooking surface may cause damage to the CIMR® unit.
- Connect the power cable to an appropriate electrical power source according to local or national codes.
- A power switch turns the CIMR® unit on and off.
- Turn power switch on for operation.

## SERVICE AND MAINTENANCE

- Service should only be performed by a qualified electrician.
- Make sure the power switch is turned off and wiring is disconnected prior to handling.
- Remove 8 (eight) bolts to disassemble the backing from the ventilation panel.
- Remove screws holding the CIMR® cell in place.
- Slide the used CIMR® cell out and discard.
- It is recommended maintenance to vacuum off the vent openings and clean the underside of the CIMR® unit if any dust build-up has accumulated.

## NOTE

- A face mask should be worn to prevent inhalation of any particles released into the air during the process.
- Eye protection may be necessary when cleaning the CIMR® unit from below while it is mounted in the ceiling.
- Slide the new CIMR® cell into place.
- Reinstall the screws securing the new CIMR® cell into position.
- Replace the backing using the same 8 (eight) bolts previously removed.
- Mount the CIMR® unit back into ceiling.
- Reconnect the power supply connections and turn the power switch on.



## WARRANTY

- Customers should not repackage and ship the CIMR® Cloud unit due to possibility of irreparable damage.
- For warranty service, please contact your CIMR® distributor for the address of the nearest service center.

### What is covered by this warranty

- We warrant the CIMR® Cloud (excluding filters) to the customer, subject to the conditions below, against defects in workmanship or material, provided that the CIMR® unit is returned to a service location within the following time periods:
  - CIMR® Cloud within one (a) year of date of purchase.
  - CIMR® cell and UV light within three (3) years from the date of purchase.



## **Installation and maintenance requirements**

- This warranty is expressly conditioned upon proper installation, operation, cleaning and maintenance, all in accordance with the User Manual.
- Failure to meet any of these requirements will void this warranty.
- Servicing of your CIMR® Cloud by parties other than our authorized representatives and/or using parts other than genuine parts, will also void this warranty.

## **How to obtain warranty service**

- Customers must contact their CIMR® distributor and provide proof of purchase within the above time periods.
- We will repair or replace and return the CIMR® unit, without charge and within a reasonable period of time, subject to the conditions herein, if its examination shall disclose any part to be defective in workmanship or material.
- If we, in our discretion, are unable to repair the CIMR® unit after a reasonable number of attempts, we will provide either a refund of the purchase price or a replacement CIMR® unit, at the company's option.

## **What is not covered by this warranty**

- Ordinary wear and tear shall not be considered a defect in workmanship or material.
- These warranties do not apply to filters nor for loss or damage caused by accident, fire, abuse, misuse, improper installation, leaking, modification, misapplication, or by any repairs other than those provided by our authorized Service Center.
- This warranty is non-transferable.

## **Missing serial numbers and unauthorized channels**

- If a valid serial number is missing from the CIMR® unit, the warranty will be voided.
- CIMR® units are authorized for sale through CIMR® Distributors only.
- Warranties are voided if a CIMR® unit is purchased through unauthorized channels; this includes websites that are not authorized to use CIMR®'s trademarked names, images and logos as well as Internet auction sites (e.g. eBay and craigslist).
- To confirm warranty coverage prior to purchasing a CIMR® unit, contact CIMR® with all the details located on the back of the CIMR® unit.
- Exclusion of other warranties and conditions except as provided herein, we make no representation or warranty of any kind.
- All other warranties of any kind, express or implied, are hereby expressly disclaimed, including any implied warranty of merchantability or fitness for a particular purpose.
- Limitation of liability for special, incidental, or consequential damages we shall not in any case be liable for special, incidental or consequential damages arising from breach of expressed or



implied warranties, conditions, guarantees or representations, breach of contract, negligence or any other legal theory.

- Such excluded damages include, but are not limited to, loss of profits or revenue, and loss of the use of the CIMR® units, and any loss caused by leaks or other water damage.

#### **For U.S. application only**

- This warranty gives you specific legal rights, and you may also have other rights which vary from state to state.
- Some states do not allow limitations on warranties, or on remedies for breach. In such states, the above limitations may not apply to you.

#### **For Canadian applications only**

Exclusion of Subsequent Owners:

- Except as otherwise required by applicable legislation, this warranty is not transferable.
- This warranty gives you specific legal rights and you may also have other rights which vary from province to province.
- Some provinces and territories do not allow limitations on warranties, or on remedies for breach.
- In such provinces or territories, the above limitations may not apply to you.
- If any provision of this warranty or part thereof is held by a court of competent jurisdiction to be invalid, illegal, or unenforceable, the validity, legality and enforceability of the remaining provisions or parts thereof will not in any way be affected or impaired within the jurisdiction of that court.
- This entire warranty shall continue to be valid, legal and enforceable in any jurisdiction where a similar determination has not been made.

#### **Service**

- Every effort is made to ensure customers receive an up-to-date instructions manual on the use of our CIMR® units; however, from time to time, modifications to our CIMR® units may without notice make the information contained herein subject to alteration.



**Warranty issued by:**

**CIMR-TECH**

**A division of HI-TECH Air & Water Purification, LLC.**

**Lamar University-CICE**

**5091 Rolfe Christopher, Suite 213**

**Beaumont, TX 77705**

**info@cimrtech.com**

**(866) 231-3687 Option #2**

**CIMR® is the solution.**

**CIMR® protects lives, businesses and economies.**

**CIMR® is the way forward!**

**END**